

COSPOLICH

MODEL NUMBERS:

CFC3T-2M-S	CFC3T-2M-SN MIL SPEC
CFC4T-2M-S	CFC4T-2M-SN MIL SPEC
CFC5T-2M-S	CFC5T-2M-SN MIL SPEC
CFC6T-2M-S	CFC6T-2M-SN MIL SPEC
CFC8T-2M-S	CFC8T-2M-SN MIL SPEC

DESIGN

The combination of full perimeter counter access with optional upper display and base refrigerated storage, makes for a fine working arrangement. Each unit has the capability of opening with or without the cold well.

CABINET CONSTRUCTION

Exterior and interior of all standard cabinets, including front, sides, doors and louvered grill are constructed of heavy gauge, type 304 stainless steel.

Special attention was taken in engineering the doors of the Cospolich cabinet. A door unit was designed which could withstand the continuous use and abuse that is common in all food service applications.

Vinyl resilient gaskets which are preformed in frames, with welded corners, greatly inhibit bacterial growth and are easily replaceable.

Heaters, which are concealed under the thermal breaker strip around the door perimeter, prevent condensation. Interior lighting, a standard item in all refrigerator compartments, is activated by the door opening.

HARDWARE

Positive latches with magnetic back-up are included on all standard cabinets to assure positive latching and sealing. Incorporated into the latch is a replaceable keyed cylinder lock. Heavy duty, adjustable, chrome plated hinges are provided on all standard cabinets. Also available, at no extra cost, are 180 degrees self-closing, cam-lift hinges with stay-open feature at 93 degrees.

Cabinet body and doors are insulated with foamed-in-place polyurethane foam, providing for excellent rigidity and the best insulating properties in the industry.

REFRIGERATION SYSTEM

All components of the refrigeration system, with the exception of the evaporator, are bottom mounted on a heavy duty base frame behind a louvered grill which is easily removable without the use of tools. The condensing unit is mounted on a slide out rail for ease in cleaning and servicing.



CFC6T-2M-S (SN)

All evaporator coils are copper tube, and all AC voltage models have forced-air ventilation. The refrigerant flow is monitored by an expansion valve for effective cooling.

Temperature of the cabinet is factory adjusted, and the controls, along with the off/on switch are located in the condensing unit area. The cold well, which has separate controls, can be operated independently of the base storage refrigerator.

SHELVING

Standard interior shelving consists of heavy-duty epoxy-coated steel wire with front rail. Each shelf is adjustable in one-inch increments. Stainless steel shelving and brackets are also available.

U.L. and U.S.P.H.

This equipment is listed by Underwriters Laboratories, Inc. and is built according to standards as set forth by the U.S. Public Health Service.

THIS UNIT AVAILABLE IN OUR SPECIAL MODULAR CONSTRUCTION

FEATURES

- Stainless steel interior and exterior (exposed)
- Oversized refrigeration system
- Anti-condensate door heaters
- Heavy-duty chrome-plated hardware
- Door with adjustable alignment
- Epoxy coated adjustable shelving with front rail
- Removable grill
- Polyurethane insulation
- Slide-out condensing unit
- Resilient gaskets
- Exterior dial thermometer
- Condensate Evaporator Pan

OPTIONS

- Upper display
- Sneeze shield
- Tray slides (folding or fixed)
- Special dimensions
- Stainless steel adjustable shelving with front rail
- Mil specs units
- Heavy-duty adjustable legs
- Food files
- Spring closing hinges
- Aluminum construction for weight sensitive applications
- Fresh and sea water cooled condensing units
- Special voltage and currents

www.cospolich.com



2M
SERIES

Quality & Innovation Since 1937

COLD FOOD COUNTERS

MODEL NUMBERS:

CFC3T-2M-S	CFC3T-2M-SN MIL SPEC
CFC4T-2M-S	CFC4T-2M-SN MIL SPEC
CFC5T-2M-S	CFC5T-2M-SN MIL SPEC
CFC6T-2M-S	CFC6T-2M-SN MIL SPEC
CFC8T-2M-S	CFC8T-2M-SN MIL SPEC

DIMENSIONAL DATA

	CFC3T-2M-S (SN)	CFC4T-2M-S (SN)	CFC5T-2M-S (SN)	CFC6T-2M-S (SN)	CFC8T-2M-S (SN)
Net Capacity (cu ft / ltr)	9 / 255	12 / 340	15 / 425	19 / 538	24 / 680
Width Overall (in / mm)	54 / 1372	66 / 1676	78 / 1981	90 / 2286	110 / 2794
Depth Overall (in / mm)	28 / 711	28 / 711	28 / 711	28 / 711	28 / 711
Height Overall (in / mm)	30 / 762	30 / 762	30 / 762	30 / 762	30 / 762
Interior Width (in / mm)	31.5 / 800	43.5 / 1105	55.5 / 1410	67.5 / 1715	87.5 / 2223
Interior Depth (in / mm)	20.5 / 521	20.5 / 521	20.5 / 521	20.5 / 521	20.5 / 521
Interior Height (in / mm)	23.5 / 597	23.5 / 597	23.5 / 597	23.5 / 597	23.5 / 597
Depth Over Body (in / mm)	26 / 660	26 / 660	26 / 660	26 / 660	26 / 660
OA Depth with Door Open 90° (in / mm)	60.5 / 1545	48.5 / 1232	54.5 / 1384	60.5 / 1537	52 / 1321
Clear Door Width (in / mm)	29.38 / 746	18.19 / 462	24.19 / 614	30.18 / 767	25.13 / 638
Number of Pans	3	4	5	6	8
Clear Full Door Height (in / mm)	17.25 / 438	17.25 / 438	17.25 / 438	17.25 / 438	17.25 / 438
Number of Doors	1	2	2	2	3
Number of Shelves	1	2	2	2	3
Shelf Area (sq ft / sq m.)	4 / .37	6 / 1	8 / 1	9 / 1	12 / 1
Weight (lbs / kg)	304 / 137	377 / 170	424 / 191	508 / 229	677 / 305

ELECTRICAL DATA

Voltage	115	115	115	115	115
Total Amperes	8	8.3	13.7	13.7	15

REFRIGERATION DATA

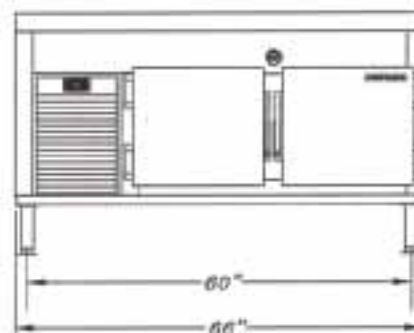
Compressor H.P.	1/3	1/3	1/2	1/2	2 (1/3)
BTU / HR - KCAL / HR	1955 / 493	1955 / 493	2300 / 580	2300 / 580	3910 / 985

SHIPPING DATA

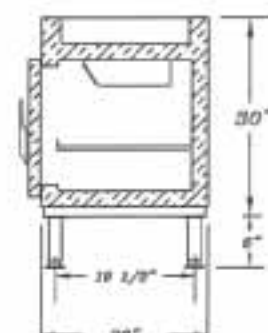
Width-Crated (in / mm)	56 / 1422	68 / 1727	80 / 2032	92 / 2337	112 / 2845
Depth-Crated (in / mm)	30 / 762	30 / 762	30 / 762	30 / 762	30 / 762
Height-Crated (in / mm)	34 / 864	34 / 864	34 / 864	34 / 864	34 / 864
Weight-Crated (lbs / kg)	480 / 216	595 / 268	670 / 302	803 / 361	1070 / 803
Volume-Crated (cu ft / ltr)	33 / 934	40 / 1133	47 / 1330	54 / 1529	66 / 1870

www.cospolich.com

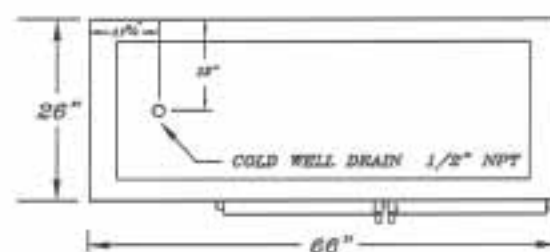
MODEL SHOWN CFC4T-2M-S (SN)



ELEVATION



VERTICAL SECTION



TOP VIEW

COSPOLICH

Naval Shipboard Models Available.

Post Office Box 1206 • Destrehan, Louisiana 70047
Toll Free: 800-423-7761 • Local: 985-725-0222 • FAX: 985-725-1564