

COSPOLICH

MODEL NUMBERS:

F65-2M-ADS F65-2M-SN MIL SPEC
F75-2M-ADS F75-2M-SN MIL SPEC

CABINET CONSTRUCTION

Exterior and interior of all standard cabinets, including front, sides, doors and louvered grill are constructed of heavy gauge, type 304 stainless steel.

Special attention was taken in engineering the doors of the Cospolich cabinet. The door unit was designed to withstand the continuous use and abuse that is common in all food service applications.

Resilient vinyl gaskets which are pre-formed in frames with welded corners, greatly inhibit bacterial growth and are easily replaceable.

Heaters, which are concealed under the thermal breaker strip around the door perimeter, prevent condensation.

INSTALLATION

As an aid to installation, a foundation for securing the cabinet to the deck is an available option. Installation instructions and a manual are furnished with the unit.

HARDWARE

Positive latches with magnetic back-up are included on all standard cabinets to assure positive latching and sealing. Incorporated into the latch is a replaceable, keyed cylinder lock.

Heavy duty, adjustable, chrome plated hinges are provided on all standard cabinets. Also available, at no extra cost, are 180 degrees self-closing, cam-lift hinges with stay-open feature at 93 degrees.

Cabinet body and doors are insulated with foamed-in-place polyurethane foam, providing for excellent rigidity and the best insulating properties in the industry.

REFRIGERATION SYSTEM

All components of the refrigeration system, with the exception of the evaporator, are bottom mounted on a heavy duty base frame behind a louvered grill which is easily removable without the use of tools. The condensing unit is mounted on a slide out rail for ease in cleaning and servicing.

All evaporator coils are copper tube, and all AC voltage models have forced-air ventilation. The refrigerant flow is monitored by an expansion valve for effective cooling. A condensate evaporator is provided, thus eliminating the need for additional plumbing.

Temperature of the cabinet is factory adjusted, and the controls, along with off/on switch are located in the condensing unit area.



F75-2M-ADS

Defrost cycles on specified low-temperature cabinets (ADS models) prevent the need for manual defrosting.

SHELVING

Standard interior shelving consists of heavy-duty epoxy-coated steel wire with front rail. Each shelf is adjustable in one-inch increments. Stainless steel shelving and brackets are also available.

SERVICE AID

An optional service kit, including spare parts and installation instructions, is available for each model.

U.L. and U.S.P.H.

This equipment is listed by Underwriters Laboratories, Inc. for safety and sanitation and is built according to standards as set forth by the U.S. Public Health Service.

THIS UNIT AVAILABLE IN OUR SPECIAL MODULAR CONSTRUCTION

FEATURES

- Stainless steel interior and exterior (exposed)
- Oversized refrigeration system
- Anti-condensate door heaters
- Heavy-duty chrome-plated hardware
- Door with adjustable alignment
- Epoxy coated adjustable shelving with front rail
- Removable grill
- Polyurethane insulation
- Slide-out condensing unit
- Resilient gaskets
- Exterior dial thermometer
- Condensate Evaporator Pan
- Auto Defrost

OPTIONS

- Automatic activated interior lighting
- Food files
- Special dimensions
- Special voltage and currents
- All stainless steel exterior
- Mil-Spec units
- Heavy-duty adjustable legs
- Spring closing hinges
- Aluminum construction for weight sensitive applications
- Fresh and sea water cooled condensing units
- Stainless steel adjustable shelving with front rail
- Foundation
- Spare Parts Kit
- Front venting

www.cospolich.com

2M
SERIES



Quality & Innovation Since 1937

FREEZERS

F R E E Z E R S

MODEL NUMBERS:
F65-2M-ADS
F65-2M-SN MIL SPEC
F75-2M-ADS
F75-2M-SN MIL SPEC

DIMENSIONAL DATA

	F65-2M-ADS (SN)	F75-2M-ADS (SN)
Net Capacity (cu ft / ltr)	65 / 1841	79 / 2237
Width Overall (in / mm)	76 / 1930	95 / 2413
Depth Overall (in / mm)	32 / 813	32 / 813
Height Overall (in / mm)	73.5 / 1867	73.5 / 1867
Interior Width (in / mm)	71 / 1803	90 / 2286
Interior Depth (in / mm)	26.5 / 673	26.5 / 673
Interior Height (in / mm)	50.25 / 1276	50.25 / 1276
	65.25 / 1657	65.25 / 1657
Depth Over Body (in / mm)	30 / 762	30 / 762
OA Depth with Door Open 90° (in / mm)	54.31 / 1380	60.63 / 1540
Clear Door Width (in / mm)	20.31 / 516	26.63 / 676
Clear Half-Door Height (in / mm)	30.25 / 768	30.25 / 768
Clear Full Door Height (in / mm)	48.25 / 1226	48.25 / 1226
Number of Doors	5	5
Number of Shelves	11	11
Shelf Area (sq ft / sq m.)	59 / 6	76 / 7
Weight (lbs / kg)	787 / 358	814 / 370

ELECTRICAL DATA

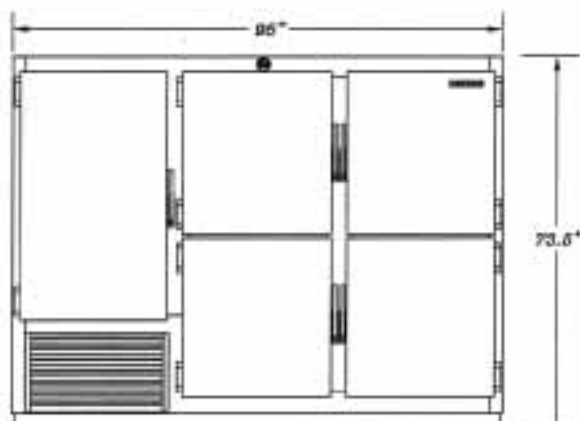
	115	220	115	220
Voltage				
Total Amperes	20	10.2	19.6	11.7
Defrost Amperes (Freezer)	7.2	5.7	7.2	5.7

REFRIGERATION DATA

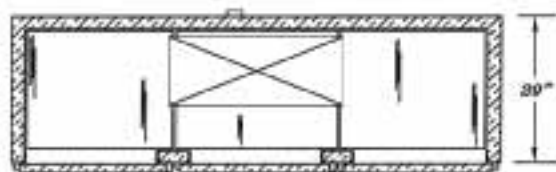
	1	1
Compressor H.P.		
BTU / HR - KCAL / HR	4050 / 1021	4050 / 1021

SHIPPING DATA

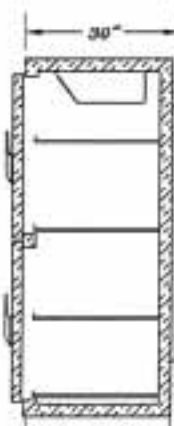
	F65-2M-ADS	F75-2M-ADS
Width-Crated (in / mm)	78 / 1981	97 / 2461
Depth-Crated (in / mm)	36 / 914	36 / 914
Height-Crated (in / mm)	77.5 / 1968	77.5 / 1968
Weight-Crated (lbs / kg)	950 / 432	1034 / 470
Volume-Crated (cu ft / ltr)	124 / 3511	154 / 4361



ELEVATION



HORIZONTAL SECTION



VERTICAL SECTION

MODEL SHOWN
F75-2M-ADS (SN)

Naval Shipboard Models Available.

COSPOLICH

www.cospolich.com

Post Office Box 1206 • Destrehan, Louisiana 70047

Toll Free: 800-423-7761 • Local: 985-725-0222 • FAX: 985-725-1564