

# COSPOLICH

MODEL NUMBERS:

HP1H-2M-SN

HP1V-2M-SN

HP2H-2M-SN

HP2V-2M-SN

## HOLDING/PROOFING CABINETS

### APPLICATION

To satisfy a need for high quality, shipboard grade, heated products, Cospolich has introduced their "HP" class of horizontal and vertical Hot Hold/Proofing cabinets

These fully insulated cabinets are designed, in the Hold Mode, to keep prepared food at correct serving temperatures. In the Proofing Mode, humidity is introduced into the heated compartment to generate quantities of evenly raised dough.

Air circulation is designed to give even temperature ranges throughout the compartment, whether in the Proofing or Holding modes.

Angle tray slides accommodate either 18" x 26" or 12" x 20" pans.

In the Hold Mode, the 2000 Watt heater holds foods at up to 180° F (82° C). In the Proofing Mode, the separate 1850 Watt heating element will produce temperatures ranging from 80° F (26.5° C) to 95° F (35° C), with relative humidity of 95%.

Exterior front mounted controls are easily adjustable and accessible, making adjustments, without interrupting process, possible.

### CONSTRUCTION

Exterior and interior are constructed of 304 stainless steel, offering corrosion resistance and ease of cleaning. Coved corners on interior of unit aid in cleaning and reduce possibility of food or grease buildup.

Paddle type, positive latching, with cylinder lock is provided on each door.

Stainless steel base with front drip trough.

### OPTIONAL FOUNDATION

Should the application require it, a foundation can be furnished. The foundation can be fabricated of either 7 Ga. type 316 stainless steel or mild steel with corrosion resistant coating. The foundation is secured to the deck, and the Hot Holding/Proofing cabinet is attached to the foundation with rear clips and front bolts.



HP2H-2M-SN

### OPTIONAL MODULAR CONSTRUCTION

Where accessibility is restricted, these units can be furnished in Cospolich MODULAR construction.

### OPTIONS

- Digital Thermometer
- 208 or 240 Volt service
- Chart recorder
- Tempered glass doors
- Padlockable hasp
- Casters
- Adjustable stainless steel legs
- Modular construction
- Vertical or horizontal cabinets
- Stainless Steel or Mild Steel foundation

### FEATURES

- Fully insulated cabinet
- 304 Stainless Steel construction
- Front mounted control panel
- Heavy duty heating elements
- Lockable positive latching



[www.cospolich.com](http://www.cospolich.com)

CONTACT FACTORY  
FOR YOUR  
SPECIFIC CAPACITY  
REQUIREMENTS

2M  
SERIES

Quality & Innovation Since 1937

HOLDING/PROOFING CABINETS

# HOLDING/PROOFING CABINETS

**MODEL NUMBERS:**  
 HP1H-2M-SN  
 HP2H-2M-SN  
 HP1V-2M-SN  
 HP2V-2M-SN

## DIMENSIONAL DATA

	HP1H-2M-SN	HP2H-2M-SN	HP1V-2M-SN	HP2V-2M-SN
Width Overall (in / mm)	28 / 711	46 / 1168	28 / 711	46 / 1168
Depth Overall (in / mm)	30 / 762	30 / 762	30 / 762	30 / 762
Height Overall (in / mm)	30 / 762	30 / 762	60 / 1524	60 / 1524
Depth with Door Open (in / mm)	50.5 / 1283	50.5 / 1283	50.5 / 1283	50.5 / 1283
Number of Doors	1	2	2	4
Weight (lbs / kg)	238 / 107	340 / 153	500 / 225	715 / 322

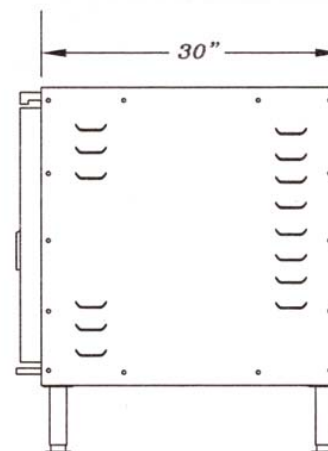
## ELECTRICAL DATA

Voltage	115	115	115	115
Total Amperes	16	16	16	16 (2)
Total Wattage (Proof)	1850	1850	1850	1850 (2)
Total Wattage (Hold)	2000	2000	2000	2000 (2)

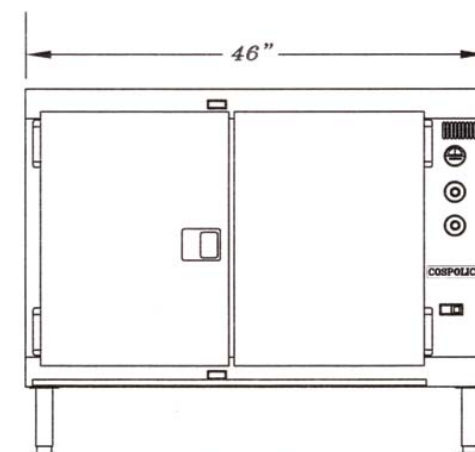
## SHIPPING DATA

Width-Crated (in / mm)	34 / 864	52 / 1321	34 / 864	52 / 1321
Depth-Crated (in / mm)	36 / 914	36 / 914	36 / 914	36 / 914
Height-Crated (in / mm)	36 / 914	36 / 914	66 / 1676	66 / 1676
Weight-Crated (lbs / kg)	378 / 170	539 / 242	793 / 357	1134 / 510
Volume-Crated (cu ft / ltr)	56 / 736	39 / 1104	47 / 1331	72 / 2039

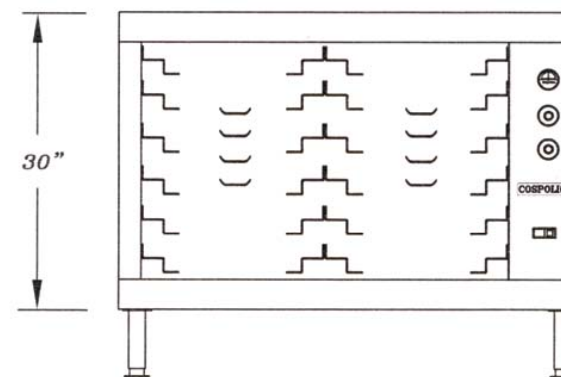
MODEL SHOWN:  
**HP2H-2M-SN**



*END VIEW*



*ELEVATION*



*ELEVATION (Without doors)*

**THIS UNIT IS AVAILABLE IN OUR  
 SPECIAL MODULAR CONSTRUCTION**

[www.cospolich.com](http://www.cospolich.com)

**COSPOLICH**

Post Office Box 1206 • Destrehan, Louisiana 70047

Toll Free: 800-423-7761 • Local: 985-725-0222 • FAX: 985-725-1564