

# COSPOLICH

2M  
SERIES

REFRIGERATORS

## MODEL NUMBERS:

**R10-2M-S**      **R10-2M-SN MIL SPEC**  
**R18-2M-S**      **R18-2M-SN MIL SPEC**  
**R20-2M-S**      **R20-2M-SN MIL SPEC**

### CABINET CONSTRUCTION

Exterior and interior of all standard cabinets, including front, sides, doors and louvered grill are constructed of heavy gauge, type 304 stainless steel.

Special attention was taken in engineering the doors of the Cospolich cabinet. The door unit was designed to withstand the continuous use and abuse that is common in all food service applications.

Resilient vinyl gaskets which are pre-formed in frames with welded corners, greatly inhibit bacterial growth and are easily replaceable.

Heaters, which are concealed under the thermal breaker strip around the door perimeter, prevent condensation.

Interior lighting, a standard item in all refrigerator compartments, is activated by the door opening.

### INSTALLATION

As an aid to installation, a foundation for securing the cabinet to the deck is an available option. Installation instructions and a manual are furnished with the unit.

### HARDWARE

Positive latches with magnetic back-up are included on all standard cabinets to assure positive latching and sealing. Incorporated into the latch is a replaceable, keyed cylinder lock.

Heavy duty, adjustable, chrome plated hinges are provided on all standard cabinets. Also available, at no extra cost, are 180 degrees self-closing, cam-lift hinges with stay-open feature at 93 degrees.

Cabinet body and doors are insulated with foamed-in-place polyurethane foam, providing for excellent rigidity and the best insulating properties in the industry.

### REFRIGERATION SYSTEM

All components of the refrigeration system, with the exception of the evaporator, are bottom mounted on a heavy duty base frame behind a louvered grill which is easily removable without the use of tools. The condensing unit is mounted on a slide out rail for ease in cleaning and servicing.

All evaporator coils are copper tube, and all AC voltage models have forced-air ventilation. The refrigerant flow is monitored by an expansion valve for effective cooling. A condensate evaporator is provided, thus eliminating the need for additional plumbing.



**R20-2M-S (SN)**

Temperature of the cabinet is factory adjusted, and the controls, along with the off/on switch are located in the condensing unit area.

### SHELVING

Standard interior shelving consists of heavy-duty epoxy-coated steel wire with front rail. Each shelf is adjustable in one-inch increments. Stainless steel shelving and brackets are also available.

### SERVICE AID

An optional service kit, including spare parts and installation instructions, is available for each model.

### U.L. and U.S.P.H.

This equipment is listed by Underwriters Laboratories, Inc. for safety and sanitation and is built according to standards as set forth by the U.S. Public Health Service.

## THIS UNIT AVAILABLE IN OUR SPECIAL MODULAR CONSTRUCTION

### FEATURES

- Stainless steel interior and exterior (exposed)
- Oversized refrigeration system
- Anti-condensate door heaters
- Heavy-duty chrome-plated hardware
- Automatic activated interior lighting
- Door with adjustable alignment
- Epoxy coated adjustable shelving with front rail
- Removable grill
- Polyurethane insulation
- Slide-out condensing unit
- Resilient gaskets
- Exterior dial thermometer
- Condensate Evaporator Pan



### OPTIONS

- Food files
- Special dimensions
- Special voltage and currents
- All stainless steel exterior
- Mil-Spec units
- Heavy-duty adjustable legs
- Spring closing hinges
- Aluminum construction for weight sensitive applications
- Fresh and sea water cooled condensing units
- Stainless steel adjustable shelving with front rail
- Foundation
- Spare Parts Kit
- Front venting

[www.cospolich.com](http://www.cospolich.com)

Quality & Innovation Since 1937

# REFRIGERATORS

MODEL NUMBERS:

R10-2M-S

R10-2M-SN MIL SPEC

R18-2M-S

R18-2M-SN MIL SPEC

R20-2M-S

R20-2M-SN MIL SPEC

## DIMENSIONAL DATA

	R10-2M-S (SN)	R18-2M-S (SN)	R20-2M-S (SN)
Net Capacity (cu ft / ltr)	10 / 283	17.6 / 498	20.7 / 586
Width Overall (in / mm)	30 / 762	32 / 813	32 / 813
Depth Overall (in / mm)	25 / 635	28 / 711	32 / 813
Height Overall (in / mm)	58 / 1473	72 / 1824	72 / 1829
Interior Width (in / mm)	25 / 635	27 / 686	27 / 686
Interior Depth (in / mm)	18.5 / 470	22.5 / 572	26.5 / 673
Interior Height (in / mm)	37 / 940	50.25 / 1276	50.25 / 1276
Depth Over Body (in / mm)	23 / 584	26 / 660	30 / 762
OA Depth with Door Open 90° (in / mm)	52 / 1321	57 / 1448	61 / 1549
Clear Door Width (in / mm)	25 / 635	27 / 686	27 / 686
Clear Half-Door Height (in / mm)	---	---	---
Clear Full Door Height (in / mm)	35.25 / 895	48.25 / 1226	48.25 / 1226
Number of Doors	1	1	1
Number of Shelves	2	3	3
Shelf Area (sq ft / sq m.)	10 / 1	17 / 2	20 / 2
Weight (lbs / kg)	262 / 1118	330 / 149	269 / 166

## ELECTRICAL DATA

Voltage	115	115	115
Total Amperes	6	7	7

## REFRIGERATION DATA

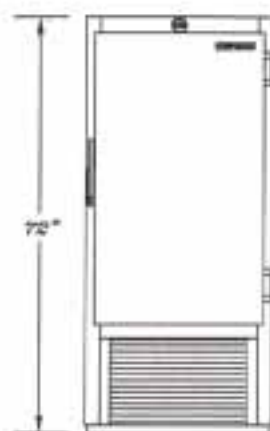
Compressor H.P.	1/4	1/4	1/4
BTU / HR - KCAL / HR	1955 / 493	1955 / 493	1955 / 493

## SHIPPING DATA

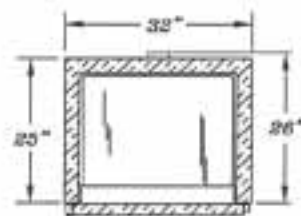
Width-Crated (in / mm)	32 / 813	34 / 864	34 / 864
Depth-Crated (in / mm)	27 / 686	32 / 813	36 / 914
Height-Crated (in / mm)	62 / 1575	76 / 1930	76 / 1930
Weight-Crated (lbs / kg)	343 / 154	432 / 194	483 / 217
Volume-Crated (cu ft / ltr)	31 / 878	48 / 1359	54 / 1529

MODEL SHOWN  
R18-2M-S (SN)

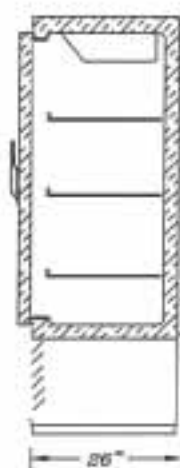
Naval Shipboard Models Available.



ELEVATION



HORIZONTAL SECTION



VERTICAL SECTION

# COSPOLICH

[www.cospolich.com](http://www.cospolich.com)

Post Office Box 1206 • Destrehan, Louisiana 70047

Toll Free: 800-423-7761 • Local: 985-725-0222 • FAX: 985-725-1564