

COSPOLICH

2M
SERIES

MODEL NUMBERS:

R1S-LB-ST

ONE SECTION

R2S-LB-ST

TWO SECTION

R3S-LB-ST

THREE SECTION

CABINET CONSTRUCTION

The Cospolich line of Commissary Refrigerators is available in one, two, or three section models. Units can be furnished with full doors, half doors, or a combination of both, with door hinging as required.

Exterior and interior of all standard cabinets, including front, sides, doors and louvered grill are constructed of heavy gauge, type 304 stainless steel.

Special attention was taken in engineering the doors of the Cospolich cabinet. The door unit was designed to withstand the continuous use and abuse that is common in all food service applications.

Resilient vinyl gaskets, which are pre-formed in frames with welded corners, greatly inhibit bacterial growth and are easily replaceable.

Heaters, which are concealed under the thermal breaker strip around the door perimeter, prevent condensation.

Interior lighting, a standard item in all refrigerator compartments, is activated by the door opening.

HARDWARE

Positive latches with magnetic back-up are included on all standard cabinets to assure positive latching and sealing. Incorporated into the latch is a replaceable, keyed cylinder lock.

Heavy duty, adjustable, chrome plated hinges are provided on all standard cabinets. Also available, at no extra cost, are 180 degrees self-closing, cam-lift hinges with stay-open feature at 93 degrees.

Cabinet body and doors are insulated with foamed-in-place polyurethane foam, providing for excellent rigidity and the best insulating properties in the industry.

REFRIGERATION SYSTEM

The entire, balanced, self-contained, refrigeration package is top mounted behind a stainless steel louvered panel, which can easily be removed without the use of tools.

All evaporator coils are copper tube, forced-air ventilation type.

Refrigerant flow is monitored by an expansion valve for effective cooling and quick recovery times. An energy efficient non-electric condensate evaporator is provided, thus eliminating the need for additional plumbing.

Temperature of the cabinet is factory adjusted, and the controls, along with an on/off switch are located in the condensing unit compartment.



R2S-LB-ST

SHELVING

Standard interior shelving consists of heavy-duty epoxy-coated steel wire with front rail. Each shelf is adjustable in one-inch increments. Stainless steel shelving and brackets are also available.

SERVICE AID

An optional service kit, including spare parts and installation instructions, is available for each model.

FEATURES

- Stainless steel interior and exterior (exposed)
- Oversized refrigeration system
- Anti-condensate door heaters
- Heavy-duty chrome-plated hardware
- Automatic activated interior lighting
- Door with adjustable alignment
- Epoxy coated adjustable shelving
- Removable grill
- Polyurethane insulation
- Topmounted condensing unit
- Resilient gaskets
- Exterior LED thermometer
- Condensate Evaporator Pan
- Cord & plug attached
- Stainless steel adjustable legs

OPTIONS

- Food files
- Special dimensions
- Special voltages and currents
- All stainless steel exterior
- Heavy-duty casters
- Spring closing hinges
- Aluminium construction for weight sensitive applications
- Stainless steel adjustable shelving
- Foundation
- Spare parts kit
- Half doors

**CONTACT FACTORY
FOR YOUR
SPECIFIC CAPACITY
REQUIREMENTS**

www.cospolich.com

Quality & Innovation Since 1937

COMMISSARY REFRIGERATORS

COMMISSARY REFRIGERATORS

COMMISSARY REFRIGERATORS

MODEL NUMBERS:

R1S - LB - ST
R2S - LB - ST
R3S - LB - ST

DIMENSIONAL DATA

	R1S-LB-ST	R2S-LB-ST	R3S-LB-ST
Net Capacity (cu ft / ltr)	20 / 764	47 / 1330	72 / 2038
Width Overall (in / mm)	32 / 813	51 / 1295	76 / 1930
Depth Overall (in / mm)	34 / 864	34 / 864	34 / 864
Height Overall (in / mm)	77.25 / 1962	77.25 / 1962	77.25 / 1962
Interior Width (in / mm)	27 / 686	46 / 1168	71 / 1803
Interior Depth (in / mm)	29.5 / 749	29.5 / 749	29.5 / 749
Interior Height (in / mm)	57 / 1448	57 / 1448	57 / 1448
Depth Over Body (in / mm)	26 / 660	26 / 660	30 / 762
OA Depth with Door Open 90° (in / mm)	62.75 / 1594	56 / 1422	56 / 1422
Clear Door Width (in / mm)	27 / 686	20.33 / 516	20.33 / 516
Clear Full Door Height (in / mm)	55 / 1397	55 / 1397	55 / 1397
Number of Doors	1	2	3
Number of Shelves	3	6	9
Shelf Area (sq ft / sq m.)	15 / 1	53 / 5	125 / 12
Weight (lbs / kg)	310 / 140	510 / 230	710 / 320

ELECTRICAL DATA


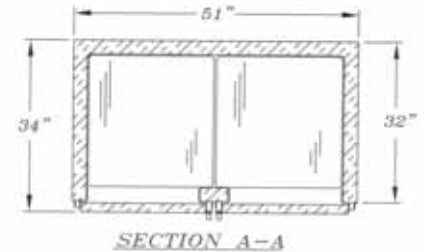
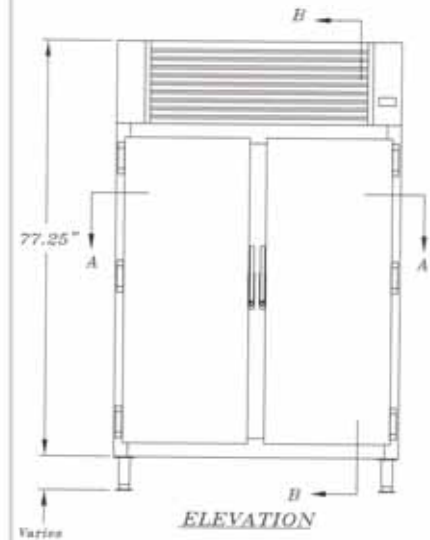
Voltage	115V / 1PH	115V / 1PH	115V / 1PH
Total Amperes	7	14.2	14.7

REFRIGERATION DATA

Compressor H.P.	1/4	1/2	1/2
BTU / HR - KCAL / HR	1955 / 493	3680 / 927	4310 / 1086

SHIPPING DATA

Width-Crated (in / mm)	36 / 914	55 / 1397	81 / 2057
Depth-Crated (in / mm)	40 / 1016	40 / 1016	40 / 1016
Height-Crated (in / mm)	84 / 2134	84 / 2134	84 / 2134
Weight-Crated (lbs / kg)	403 / 181	663 / 298	923 / 415
Volume-Crated (cu ft / ltr)	70 / 1981	107 / 3028	158 / 4471



R3S-LB-ST

MODEL SHOWN:
R2S-LB-ST



www.cospolich.com

Post Office Box 1206 • Destrehan, Louisiana 70047

Toll Free: 800-423-7761 • Local: 985-725-0222 • FAX: 985-725-1564