

# COSPOLICH

2M  
SERIES

REFRIGERATORS

MODEL NUMBERS:

**R41-2M-S**

**R41-2M-SN MIL SPEC**

## CABINET CONSTRUCTION

Exterior and interior of all standard cabinets, including front, sides, doors and louvered grill are constructed of heavy gauge, type 304 stainless steel.

Special attention was taken in engineering the doors of the Cospolich cabinet. The door unit was designed to withstand the continuous use and abuse that is common in all food service applications.

Resilient vinyl gaskets which are pre-formed in frames with welded corners, greatly inhibit bacterial growth and are easily replaceable.

Heaters, which are concealed under the thermal breaker strip around the door perimeter, prevent condensation.

Interior lighting, a standard item in all refrigerator compartments, is activated by the door opening.

## INSTALLATION

As an aid to installation, a foundation for securing the cabinet to the deck is an available option. Installation instructions and a manual are furnished with the unit.

## HARDWARE

Positive latches with magnetic back-up are included on all standard cabinets to assure positive latching and sealing. Incorporated into the latch is a replaceable, keyed cylinder lock.

Heavy duty, adjustable, chrome plated hinges are provided on all standard cabinets. Also available, at no extra cost, are 180 degrees self-closing, cam-lift hinges with stay-open feature at 93 degrees.

Cabinet body and doors are insulated with foamed-in-place polyurethane foam, providing for excellent rigidity and the best insulating properties in the industry.

## REFRIGERATION SYSTEM

All components of the refrigeration system, with the exception of the evaporator, are bottom mounted on a heavy duty base frame behind a louvered grill which is easily removable without the use of tools. The condensing unit is mounted on a slide out rail for ease in cleaning and servicing.

All evaporator coils are copper tube, and all AC voltage models have forced-air ventilation. The refrigerant flow is monitored by an expansion valve for effective cooling. A condensate evaporator is provided, thus eliminating the need for additional plumbing.



R41-2M-S

Temperature of the cabinet is factory adjusted, and the controls, along with off/on switch are located in the condensing unit area.

## SHELVING

Standard interior shelving consists of heavy-duty epoxy-coated steel wire with front rail. Each shelf is adjustable in one-inch increments. Stainless steel shelving and brackets are also available.

## SERVICE AID

An optional service kit, including spare parts and installation instructions, is available for each model.

## U.L. and U.S.P.H.

This equipment is listed by Underwriters Laboratories, Inc. for safety and sanitation and is built according to standards as set forth by the U.S. Public Health Service.

## THIS UNIT AVAILABLE IN OUR SPECIAL MODULAR CONSTRUCTION

### FEATURES

- Stainless steel interior and exterior (exposed)
- Oversized refrigeration system
- Anti-condensate door heaters
- Heavy-duty chrome-plated hardware
- Automatic activated interior lighting
- Door with adjustable alignment
- Epoxy coated adjustable shelving with front rail
- Removable grill
- Polyurethane insulation
- Slide-out condensing unit
- Resilient gaskets
- Exterior dial thermometer
- Condensate Evaporator Pan



### OPTIONS

- Food files
- Special dimensions
- Special voltage and currents
- All stainless steel exterior
- Mil-Spec units
- Heavy-duty adjustable legs
- Spring closing hinges
- Aluminum construction for weight sensitive applications
- Fresh and sea water cooled condensing units
- Stainless steel adjustable shelving with front rail
- Foundation
- Spare Parts Kit
- Front venting

[www.cospolich.com](http://www.cospolich.com)

Quality & Innovation Since 1937

# REFRIGERATORS

# G E R A T O R S

MODEL NUMBERS:  
R41-2M-S  
R41-2M-SN MIL SPEC

## DIMENSIONAL DATA

## R41-2M-S (SN)

Net Capacity (cu ft / ltr)	40.5 / 1147
Width Overall (in / mm)	51 / 1295
Depth Overall (in / mm)	32 / 813
Height Overall (in / mm)	72 / 1829
Interior Width (in / mm)	46 / 1168
Interior Depth (in / mm)	26.5 / 673
Interior Height (in / mm)	50.25 / 1276 65.25 / 1657
Depth Over Body (in / mm)	30 / 762
OA Depth with Door Open 90° (in / mm)	54.5 / 1384
Clear Door Width (in / mm)	20.5 / 521
Clear Half-Door Height (in / mm)	48.25 / 1226
Clear Full Door Height (in / mm)	63.25 / 1607
Number of Doors	2
Number of Shelves	7
Shelf Area (sq ft / sq m.)	37 / 3
Weight (lbs / kg)	722 / 327

## ELECTRICAL DATA

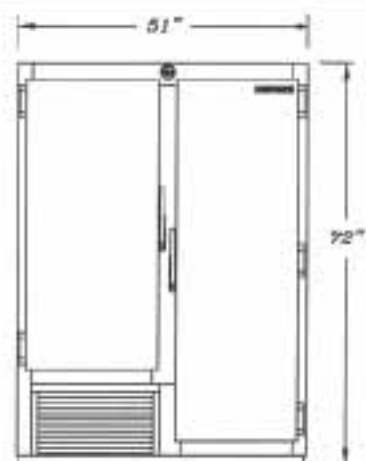
Voltage	115
Total Amperes	13.7

## REFRIGERATION DATA

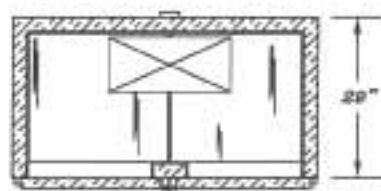
Compressor H.P.	1/2
BTU / HR - KCAL / HR	3680 / 927

## SHIPPING DATA

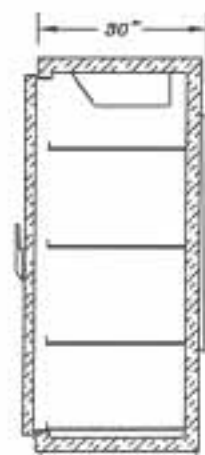
Width-Crated (in / mm)	53 / 1346
Depth-Crated (in / mm)	36 / 914
Height-Crated (in / mm)	76 / 1930
Weight-Crated (lbs / kg)	758 / 344
Volume-Crated (cu ft / ltr)	84 / 2379



ELEVATION



HORIZONTAL SECTION



VERTICAL SECTION

Naval Shipboard Models Available.

# COSPOLICH

[www.cospolich.com](http://www.cospolich.com)

Post Office Box 1206 • Destrehan, Louisiana 70047

Toll Free: 800-423-7761 • Local: 985-725-0222 • FAX: 985-725-1564